

INDEX

The brand of our products SEÇİL and the profiles, which conform to our products, are given below.

Unsere die mit SEÇİL Marke bezeichneter Erzeugnisse sind passend zu den unten Benannten Profile.

Перечень профилей к которым подходит продукция марки СЕЧИЛЬ

PVC SYSTEMS

	Pg. N.
ALUPLAST	4
ALTEST	4
ARTEC	4
ASIL	5
BECKER	5
BELBAUPLAST	5
BLICK	5
BRUGMANN	5
COK	5
DECEUNINCK	6
DIMEX	6
GALWIN	6
GEALAN	6
GEOPLASTIC	7
INTERNOVA	7
KBE	7
KOMMERLING	8
LAOUMANN	8
LG	8
PLASTMO	8
PROFILINK	9
REHAU	9
ROPLASTO	9
SALAMANDER	10
THYSSEN	10
TROCAL	11
URAL	11
VEKA	11
VUJIC	12
WEISS PROFIL	12
WELTPLAST	12
ADOPEN	12
ASAŞPEN	12
EGEPEN	13

PVC SYSTEMS

	Pg. N.
KOMPEN	13
PAKPEN	13
PENSA	14
PIMAPEN	14
WINSA	14
WINTECH	14

ALUMINIUM SYSTEMS

	Pg. N.
AJYAD PLASTIC	16
AL FAQEER	16
REALIT	17
KIEV ALM.	18
KUMZ ALM.	18
MACHINES ALM.	19
MARAL DARB	20
PROFILCO	20
PROFIL HOLDING	20
RUSAL	21
WINDLESS	21
YUGCHERMET	22
ALDOKS	23
ASAŞ ALM.	23
SARAY ALM.	24

WOODEN WINDOW&DOOR SYSTEMS 26

SELF-ADHESIVE GASKETS 27

FLY-SCREEN GASKETS 28

INDUSTRIAL PROFILES 29

MOULDED PRODUCTS 31

VARIOUS PRODUCTS 34

PVC SYSTEMS







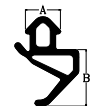
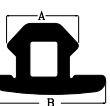



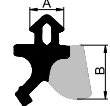
ARTICLE	Ex-Article Nr.	New Article Nr.	Meters per coil	Dimensions		
				A	B	C

Dimensions work on DIN 7715-E2 scale. Meters per coil tolerance is +%2 to -%1.


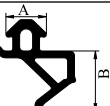
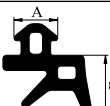
ARTICLE	Ex-Article Nr.	New Article Nr.	Meters per coil	Dimensions		
				A	B	C

ALUPLAST

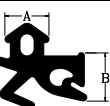


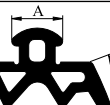
	S-AL-01	5150005	300	4,6	3,8	5,7
	S-AL-01 (Full Coated)	5150007	300	4,6	3,8	5,7
	S-AL-02	5150030	400	4,7	6,8	
	S-AL-02 (Full Coated)	5150049	400	4,8	6,8	
	S-AL-03	5150060	400	4,8	5,3	4,2
	S-AL-04	5150070	350	4,2	4,5	
	S-AL-06	5150098	400	4,7	7,4	
	S-AL-07			5,3	8,4	
	S-AL-09			4,6	6,5	

	S-AL-10				4,7	7,4	
---	---------	--	--	--	-----	-----	--

ALTEST

	NO-01		200	5,1	16,4	
	S-PAR-02	5100011	400	5,4	7,4	
	S-ALT-04		300	5,4	7,5	

ARTEC

	S-ART-01	5180001	300	5	5,5	
	S-ART-01 (Coated)	5180001	300	5	5,5	
	S-ART-02	5180010	450	5,5	6,9	
	S-ART-03	5180020	300	5,4	6,1	


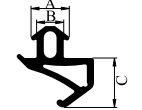


ARTICLE	Ex-Article Nr.	New Article Nr.	Meters per coil	Dimensions		
				A	B	C


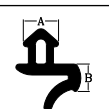
Dimensions work on DIN 7715-E2 scale. Meters per coil tolerance is +%2 to -%1.

ARTICLE	Ex-Article Nr.	New Article Nr.	Meters per coil	Dimensions		
				A	B	C

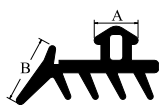

ASIL

	453-5274	6050001		4,8	3,4	4,3
	453-5275	6050012		4,8	3,4	6,2

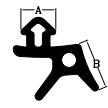
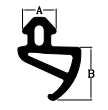

BECKER

	S-BEC-02	5230001	300	4,5	4,9	
	S-BEC-03	5320010	500	4,6	3,6	

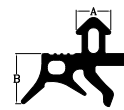
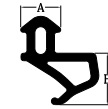
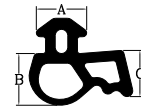
BELBAUPLAST

	S-BAU-006	5500035	250	5,3	8,3	
	S-BAU-007	5500045	350	5,5	4,7	

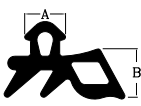
BLICK

	S-BLC-01	5250001	225	4,8	6,9	
	S-BLC-02	5250010	250	4,6	7,3	
	S-BLC-03	5250021	125	4,9	17,1	

BRUGMANN

	GD-913			300	4,7	6,8
	S-BR-12-1			400	4,8	6,2
	S-BR-14	5260002	350	5,2	5,3	4,8

COK

	PRU-05-015	5280003	300	4,5	5,5	
---	------------	---------	-----	-----	-----	--


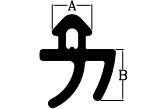

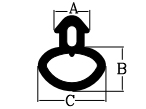


ARTICLE	Ex-Article Nr.	New Article Nr.	Meters per coil	Dimensions		
				A	B	C

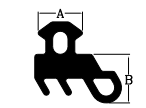

Dimensions work on DIN 7715-E2 scale. Meters per coil tolerance is +%2 to -%1.

ARTICLE	Ex-Article Nr.	New Article Nr.	Meters per coil	Dimensions		
				A	B	C


COK

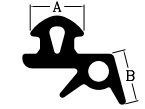

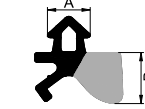

	PRU-05-050-02	5280033	400	4,8	5,1	5,7
	PRU-05-060	5280010	500	4,2	5,6	
	PRU-05-070	5280020	400	4,8	6,8	
	S-COK-05	5280035	500	4,2	5,2	8

DECEUNINCK



	S-DC-02	5390004	300	5,2	5,7	
	S-DC-03	5290010	300	5,2	10,1	

DIMEX


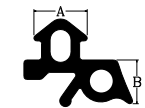
	S-DX-01	532002	400	5,5	6,1	
---	---------	--------	-----	-----	-----	--

	S-DX-02	5320010	350	5,5	5,4	
	S-DX-03	5320020	350	5,4	5,1	
	S-DX-04	5320040	200	5,2	6,2	
	S-DX-05	5320050	400	5,3	6,7	

GALWIN

	S-GLX-02-01	6140020	350	5	5,7	
	S-GLX-03	6140010	400	5,3		

GEALAN

	S-GE-01	5410016	600	4,8	5,8	
	S-GE-02	6410021	350	5,6	4,9	



ARTICLE	Ex- Article Nr.	New Article Nr.	Meters per coil	Dimensions		
				A	B	C

Dimensions work on DIN 7715-E2 scale. Meters per coil tolerance is +%2 to -%1.

	S-GE-03	5410045	350	5	4,7	
--	---------	---------	-----	---	-----	--

ARTICLE	Ex- Article Nr.	New Article Nr.	Meters per coil	Dimensions		
				A	B	C

	UUG-06	5440040	300	5,2	6,9	
--	--------	---------	-----	-----	-----	--

GEOPLASTIC

	GEO-01-Y	5430001	300	6,2	6,1	
	GEO-02	5430010	300	5,8	5,3	

INTERNOVA

	UUG-01	5440001	275	5,2	6,9	
	UUG-02	5440010	400	5	7	
	UUG-03	5440050	350	5		
	UUG-04	5440020	350	5,3		
	UUG-05	5440030	250	5,6	6,7	

KBE

	S-KBE-01	5460004	400	5,1	3,9	7,2
	S-KBE-02	5460017	300	5	4,4	7
	S-KBE-03		200	5,3	9,4	
	S-KBE-04	5460025	300	5,2	5,2	6,6
	S-KBE-05-01	5460035	250	5,4	5,6	
	S-KBE-07	5460040	400	5,5	4,1	5,3

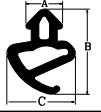









ARTICLE	Ex-Article Nr.	New Article Nr.	Meters per coil	Dimensions		
				A	B	C

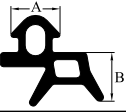


Dimensions work on DIN 7715-E2 scale. Meters per coil tolerance is +%2 to -%1.

ARTICLE	Ex-Article Nr.	New Article Nr.	Meters per coil	Dimensions		
				A	B	C

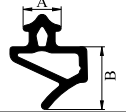
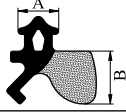
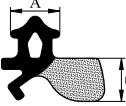
KOMMERLING

	S-KMR-01	5490005	200	4,8	11,1	8,9
	S-KMR-01-Y	5490023	450	4,5	6,6	
	S-KMR-01-Y (Full Coated)	5490011	450	3,3	4,5	6,5
	S-KMR-03-Y	5490027	300	5,2	5	
	S-KMR-03-Y (Full Coated)	5490035	250	3,3	5,1	6,3
	S-KMR-04	5490050	250	4,8	6,2	8,1
	S-KMR-04 (Full Coated)	5490042	250	5,1	6,1	
	S-KMR-08	5490055	450	4,5	5,5	

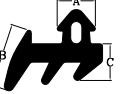
LAOUMANN

	S-LMN-01		10 kg	6,2	6,1	
	S-LMN-03		12 kg	6,2	6,7	
	S-LMN-05		10 kg	6,1	12,6	

LG

	S-LG-900	6110001	500	4,4	7,2	
	S-LG-901	6110010	350	4,4	5,7	
	S-LG-902	6110020	500	4,4	3,8	

PLASTMO

	S-PMO-01	5690001	300	4,8	8	4,6
---	----------	---------	-----	-----	---	-----



ARTICLE	Ex-Article Nr.	New Article Nr.	Meters per coil	Dimensions		
				A	B	C

Dimensions work on DIN 7715-E2 scale. Meters per coil tolerance is +%2 to -%1.

	S-PMO-02	5690010	400	4,9	7	
	S-PMO-03	5690030	300	4,8	7,3	4,1

PROFILINK

	PLO0302	5740002	400	5,3	5,4	
	PLO0301	5740010	400	5,3	7,2	

ARTICLE	Ex-Article Nr.	New Article Nr.	Meters per coil	Dimensions		
				A	B	C

	S-RH-03	5790050	300	4,4	7,1	
	S-REH-01	5790061	350	5,2	5,9	
	S-REH-01 (Full Coated)	5790064	300	5,1	5,8	
	S-REH-02	5790076	450	5,4	5,2	
	S-REH-02 (Full Coated)	5790082	400	5,2	5,4	

REHAU

	S-RH-01	5790001	300	4,3	6,4	
	S-RH-01-Y	5790008	350	5	6,4	
	S-RH-02	5790025	400	4,6	5	
	S-RH-02-Y	5790034	450	5,4	5,4	

ROPLASTO

	271001	5800030	400	5,2	5,7	
	272002	5800055	350	5,2	10,3	8,9
	272006		300	5,2	5,9	5,4
	615000	5800070	150	8	15,3	



ARTICLE	Ex- Article Nr.	New Article Nr.	Meters per coil	Dimensions		
				A	B	C

Dimensions work on DIN 7715-E2 scale. Meters per coil tolerance is +%2 to -%1.

ARTICLE	Ex- Article Nr.	New Article Nr.	Meters per coil	Dimensions		
				A	B	C

ROPLASTO

	860040		300	5,7	4,1	
	S-RP-01	5800001	400	5,8	6,2	
	S-RP-02		300	5,8	4,1	4,4
	S-RP-03		200	7,9	16,3	
	S-RP-04		400	6,3	4,4	5,4
	S-RP-07	5800010	400	5,6	4,4	5
	S-RP-08	5800022	350	6,1	4,2	5,7
	S-RP-09	271201	400	5,2	4,3	
	S-RP-10	273002	400	5,2	5,1	

	S-RP-11	274001	600	5,2	9,2	
	S-RP-12	272005	200	5,2	7,6	

SALAMANDER

	S-SLM-01	5820003	300	4,9	3,7	5,5
	S-SLM-02	5820027	400	4,8	6,5	
	S-SLM-03	5820035	500	4,2	5,9	

THYSSEN

	S-TYS-01		300	4,3	9	3,6
	S-TYS-02	5920008	600	4,3	7	
	S-TYS-03	5920016	500	4,2	4,2	



ARTICLE	Ex-Article Nr.	New Article Nr.	Meters per coil	Dimensions		
				A	B	C

Dimensions work on DIN 7715-E2 scale. Meters per coil tolerance is +%2 to -%1.

	S-TYS-05		300	4,2	5,4	7,5
--	----------	--	-----	-----	-----	-----

TROCAL

	TRO-01	5930001	200	4,8	5,9	
	TRO-02	5930020	400	4,8	6,1	
	TRO-05	5930030	500	5	5,7	
	TRO-07	5930040	250	5,6	11,3	

URAL

	S-UR-01	5940001	300	5,8	4,7	7,5
	S-UR-02	5940010	400	6,2	6,1	7,2
	S-UR-03	5940020	150	5,6	20,4	

ARTICLE	Ex-Article Nr.	New Article Nr.	Meters per coil	Dimensions		
				A	B	C

VEKA

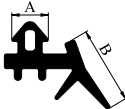

	S-VK-01	5960001	400	5,9	3,7	
	S-VK-02	5960015	300	5,6	6	6,3
	S-VK-03	5960035	500	6,2	3,5	6
	S-VK-04	5960042	500	6,2	3,1	5
	S-VK-05		350	6	9,6	5,3
	S-VK-09	5960081	400	6	3,9	
	S-VK-09 (Full Coated)	5960104	400	6	3,9	
	S-VK-10	5960111	400	6	7,5	4,4
	S-VK-10 (Full Coated)	5960117	400	6	7,5	4,4



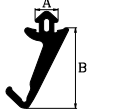

ARTICLE	Ex- Article Nr.	New Article Nr.	Meters per coil	Dimensions		
				A	B	C

Dimensions work on DIN 7715-E2 scale. Meters per coil tolerance is +%2 to -%1.

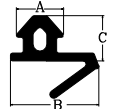
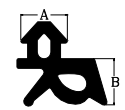
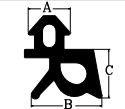
VUJIC

	S-VYC-562-02	5980001	250	5	10,6	
	S-VYC-563-02	5980010	500	4,7		

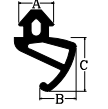
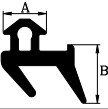

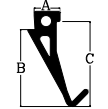
WEISS PROFIL

	WP-K-01		100	5,1	17,8	
	WP-K-02		400	4,9	6	



WELT PLAST

	WD-550-032	5610001	500	4,8	9	4,6
	WD-552-034	5610020	400	4,8	4,8	
	WD-550-035	5610011	400	5	8,4	5,8

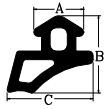
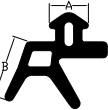
ARTICLE	Ex- Article Nr.	New Article Nr.	Meters per coil	Dimensions		
				A	B	C

	WD-552-038	5610031	150	4,8	5	7,4
	WD-565-044	5610041	200	5,4	7,3	
	WD-700-036		300	4,8		
	WD-802-047		200	6,1	18,1	20,9

ADOPEN

	ADO-01-1	5010001	300	5,5	7,7	
	ADO-06	5010020	400	5,1	8	9,5



ASAŞPEN

	A-06-Y		250	5,8	10	9
	A-07-Y	5200005	250	4,9	7,9	

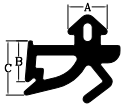
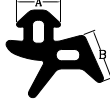
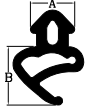


ARTICLE	Ex-Article Nr.	New Article Nr.	Meters per coil	Dimensions		
				A	B	C


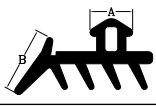

Dimensions work on DIN 7715-E2 scale. Meters per coil tolerance is +%2 to -%1.

	A-08-Y	5200011	200	5,1	10,9	
	A-09	5200016	400	4,9	5,3	

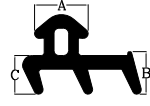

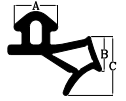
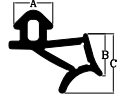
EGEPEN

	EGE-01-2F		250	5	5,2	6,9
	EGE-08	5330004	300	5,5	6,3	
	EGE-13-F		300	5,3	7	

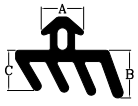
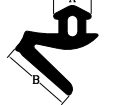
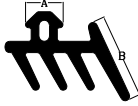
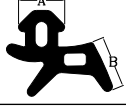

KOMPEN

	KOM-04	5500001	300	5,5	6	9,5
	KOM-06	5500035	250	5,3	8,1	
	KOM-08	5500010	250	5,5	5,1	6,2

ARTICLE	Ex-Article Nr.	New Article Nr.	Meters per coil	Dimensions		
				A	B	C

	KOM-10-1	5500015	350	5,5	4,4	4
	KOM-10		350	5,4	5	4,4
	KOM-12-2	5500025	450	5,4	4,4	7,4
	KOM-12		400	5,2	5,6	7,9

PAKPEN

	131-113	5630001	400	4,7	5,3	4,5
	131-122	5630010	400	4,9	9,4	
	S-PAK-01	5630020	250	5	11,3	
	S-PAK-05	5630030	400	5	5,6	
	S-PAK-07	5630040	400	5	4,3	

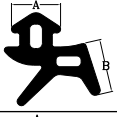




ARTICLE	Ex-Article Nr.	New Article Nr.	Meters per coil	Dimensions		
				A	B	C

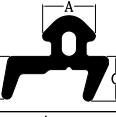


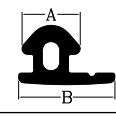
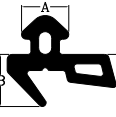
Dimensions work on DIN 7715-E2 scale. Meters per coil tolerance is +%2 to -%1.

ARTICLE	Ex-Article Nr.	New Article Nr.	Meters per coil	Dimensions		
				A	B	C

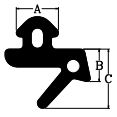
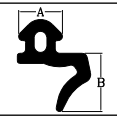
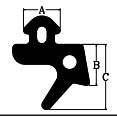
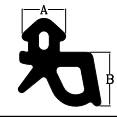
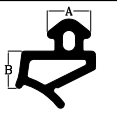
PENSA

	S-PNS-01	5650001	300	6,2	6,7	
	S-PNS-02		300	6,4	9,3	
	S-PNS-03	5650010	300	5,9	7,6	

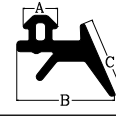
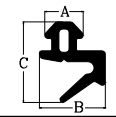
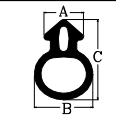
WINSA

	S-WIN-02	6010001	350	5,2	4,2	4,4
	S-WIN-03	6010009	400	5	6,9	
	S-WIN-04	6160016	250	5	6,2	
	S-WIN-06		600	5	8,3	
	S-WIN-07	6160025	350	5	5,5	3,5

PİMAPEN

	PiM-05	5680001	350	5,2	4	7,3
	PiM-07	5680010	450	5,2	6,9	
	PiM-08	5680020	250	5,2	5,8	9,2
	PiM-13	5680025	300	5	6,2	
	PiM-14	5680036	350	5,2	4,5	

WİNTECH

	S-WNT-01	5010030	250	5,1	14,5	11,6
	S-WNT-02	5010040	250	5,3	9,1	11,1
	S-WNT-03	5010050	250	4,8	7,1	9,8



ALUMINIUM SYSTEMS



ARTICLE	Ex-Article Nr.	New Article Nr.	Meters per coil	Dimensions		
				A	B	C

Dimensions work on DIN 7715-E2 scale. Meters per coil tolerance is +%2 to -%1.

ARTICLE	Ex-Article Nr.	New Article Nr.	Meters per coil	Dimensions		
				A	B	C

AJYAD PLASTIC

	S-SLT-02	6120010	100	8,5	12,4	
	S-SLT-03	6120020	150	6,8	7,3	
	S-SLT-04	6120030	400	8,4	12,5	5,6
	S-SLT-05	6120040	200	8,8	5,2	
	S-SLT-07	6120050	125	21	14,5	
	S-SLT-08	6120060	100	27	11,7	7,7
	S-SLT-09	6120070	500	5,8	4,8	
	S-SLT-10	6120080	450	6	6,3	
	S-SLT-11	6120090	150	11	14,4	


AL FAQEER

	AF-06	5050050	100	5,6		
	AF-903	5050090	200	7,5	5	15,7
	AF-904	5050060	200	7,9	12,6	5,6
	AF-905	5050080	100	7,2	11,9	12,3
	ALFA-02	5050051	90	6,1	25,4	20
	S-EF-01	5050001	500	3,9	6,2	
	S-EF-02	5050010	550	4,1	5	
	S-EF-03	5050020	175	7,8	14,5	11,7
	S-EF-04	5050030	300	4,4	10,7	

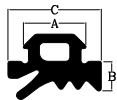
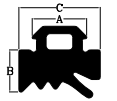

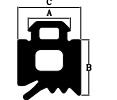

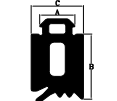
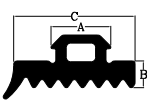
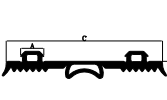


ARTICLE	Ex-Article Nr.	New Article Nr.	Meters per coil	Dimensions		
				A	B	C


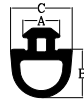
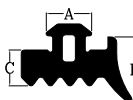
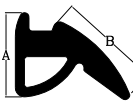
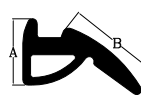

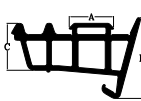

Dimensions work on DIN 7715-E2 scale. Meters per coil tolerance is +%2 to -%1.

	S-EF-05	5050040	400	4,2	10,8	8,9
---	---------	---------	-----	-----	------	-----

REALIT

	REG-01		300	7,4	3,4	11
	REG-02		200	7,4	5,7	11
	REG-03		175	7,4	7,7	11
	REG-04		150	7,4	9,7	11
	REG-05		125	7,4	11,7	11
	REG-06		100	7,4	13,7	11
	REG-07		225	7,4	3,3	15
	REG-08		75	7,4	4,7	50

ARTICLE	Ex-Article Nr.	New Article Nr.	Meters per coil	Dimensions		
				A	B	C

	REG-11		150	7,8	25,4	
	REG-12		500	4,2	5,5	7
	REG-13		375	4,2	6	3,3
	REG-15		250	9,2	11,2	
	REG-14		350	7	10,3	
	REG-16		200	11,5	12,3	
	REG-17		50	11,8	21,5	12,5
	REG-22		100	9,1	19,7	

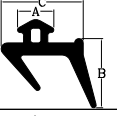
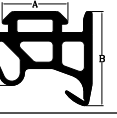
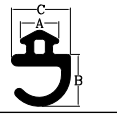
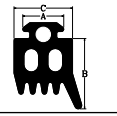
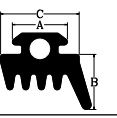
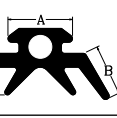
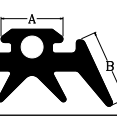

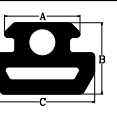


ARTICLE	Ex-Article Nr.	New Article Nr.	Meters per coil	Dimensions		
				A	B	C

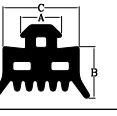
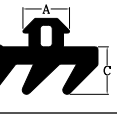
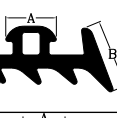
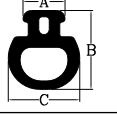
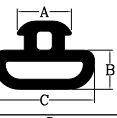
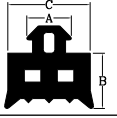
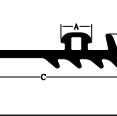
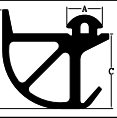
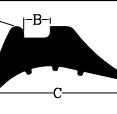
ARTICLE	Ex-Article Nr.	New Article Nr.	Meters per coil	Dimensions		
				A	B	C

Dimensions work on DIN 7715-E2 scale. Meters per coil tolerance is +%2 to -%1.

KIEV ALM

	PR-651-3A	5480010	400	4,2	8	9,5
	PR-711-G	5480001	60	15,6	22,3	12,5
	PR-713-G	5480005	600	4,3	5,8	6,6
	PR-720	5480015	200	7	12	10
	PR-721	5480020	250	7	7	10
	PR-722	5480025	350	7	5,5	4,5
	PR-724	5480035	250	7	8,2	5,5
	PR-725	5480040	200	4,3	10,7	
	PR-727	5480050	200	10,8	10,2	15

KUMZ ALM

	S-KM-01		250	5,8	7,3	10,8
	S-KM-08	5510001	300	5,4	6,4	5,5
	S-KM-09	5510010	350	5,6	7,7	3,1
	S-KM-10	5510020	500	4	7,5	6,8
	S-KM-11	5510030	400	5,4	3,9	10
	S-KM-16	5510081	225	5,4	6,7	10
	S-KM-25	5510110	200	5,6	7,1	29,8
	S-KM-26		75	7,4	20,5	15,5
	S-KM-27	5510120	400	6,8	2,8	13,7



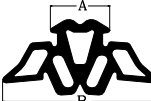
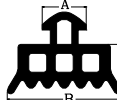
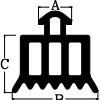
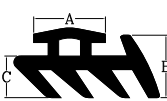

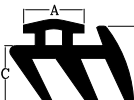
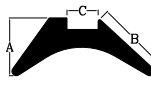



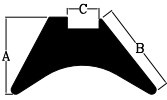
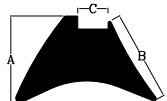
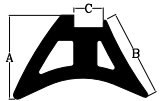

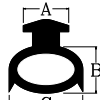


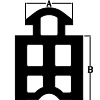
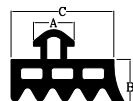
ARTICLE	Ex-Article Nr.	New Article Nr.	Meters per coil	Dimensions		
				A	B	C

Dimensions work on DIN 7715-E2 scale. Meters per coil tolerance is +%2 to -%1.

ARTICLE	Ex-Article Nr.	New Article Nr.	Meters per coil	Dimensions		
				A	B	C

MACHINES ALM

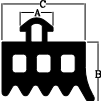
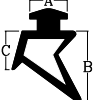
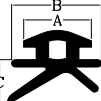

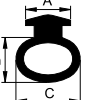
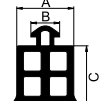
	GT-331	5540096	175	7,2	17,3	
	GT-341	5540101	250	4,9	8	10,7
	GT-351	5540106	50	11,3	29,6	
	GT-374	5540112	175	4,9	12,7	5,5
	GT-377	5540117	125	4,9	2,7	8,5
	GT-111	5540001	200	6,9	6	4
	GT-116	5540012	200	6,2	6	4
	GT-117	5540015	175	6,2	8	6
	GT-122	5540022	225	6,4	8,6	3,5

	GT-124-1	5540038	300	8,5	16	9,9
	GT-124	5540030	130	8,5	10	3,5
	GT-126	5540040	100	10	10,5	3,5
	GT-126-1	5540046	100	10	10,4	3,5
	GT-132E	5540050	150	7,2	18,6	
	GT-142	5540060	350	3,7	3,7	6
	GT-147E	5540066	250	6,5	7	
	GT-148	5540070	250	5,8	6,6	
	GT-251	5540081	75	8,4	12	12
	GT-274	5540087	150	4,9	6	12,4

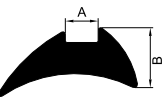
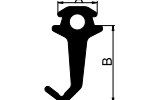
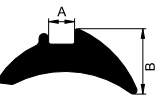


ARTICLE	Ex-Article Nr.	New Article Nr.	Meters per coil	Dimensions		
				A	B	C

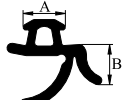
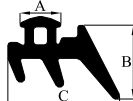
Dimensions work on DIN 7715-E2 scale. Meters per coil tolerance is +%2 to -%1.

	GT-277	5540093	100	4,9	9	12,4
	GT-141	5540056	300	3,7	7	3,8
	GT-152	5540076	250	6,5	8,6	4,3
	GT-267	5540120	100	4,9	11,1	12,4
	GT-143	5540150	500	4,2	4,2	6
	GT-379	5540170	175	10,3	5,2	11,2

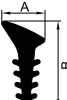
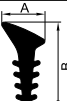
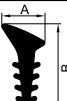
ARTICLE	Ex-Article Nr.	New Article Nr.	Meters per coil	Dimensions		
				A	B	C

	1008		18 KG	4	7,3	
	1015		18 KG	8	15,7	
	1017		18 KG	2,7	6,8	

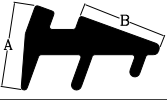
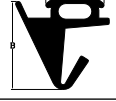

PROFILCO

	AA052-006		500	4,4	4,2	
	AA052-007	6490010	400	4,1	7,4	11,2

MARAL DARB

	1001		18 KG	5	10	
	1002		18 KG	6,4	13,1	
	1005		18 KG	7,7	15,4	

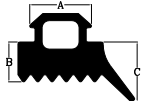
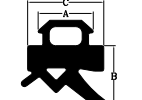
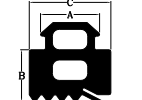
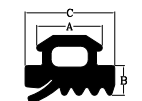
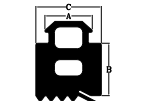

PROFIL HOLDING

	TPU-004	5730018	300	8,4	8,5	
	TPU-005-1		125	11,2	16,9	
	TPU-006-1	5730020	500	4,5	4,7	






ARTICLE	Ex-Article Nr.	New Article Nr.	Meters per coil	Dimensions		
				A	B	C

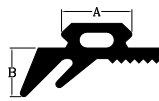
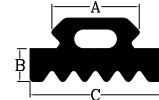
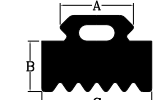
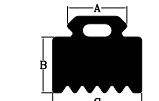
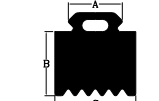
Dimensions work on DIN 7715-E2 scale. Meters per coil tolerance is +%2 to -%1.

	TPU-007	5730025	150	8,7	5,6	8,4
	TPU-025		150	8,7	9,6	12
	TPU-301	5730035	150	8,7	7,6	12
	TPU-6001	5730040	250	8,9	4	12,1
	TPU-6002	5730050	125	8,7	9,6	12
	TPU-66015	5730065	100	10	19,6	

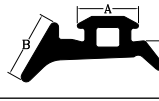

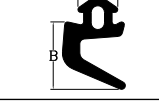

RUSAL

	ZD-1102		400	4,2	7,2	
	ZD-1103	5810001	300	7	7,5	
	ZD-1104	5810005	200	7,6	8,5	

ARTICLE	Ex-Article Nr.	New Article Nr.	Meters per coil	Dimensions		
				A	B	C

	ZD-6104	5810010	300	8	5,5	
	ZD-6203	5810015	300	8	3	12
	ZD-6205	5810020	200	8	5,5	12
	ZD-6207		150	8	7,5	12
	ZD-6209	5810025	125	8	9,5	12

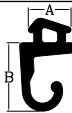

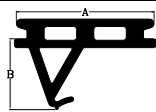


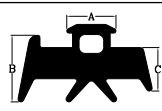
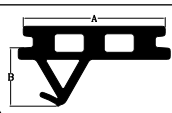
WINDLESS

	S-VIN-01	5970001	350	7,2	7,8	3,4
	S-VIN-02		400	7,2	7,8	
	S-VIN-03		400	4,2	7,1	
	S-VIN-04	5970005	400	6,1	4,5	8,3

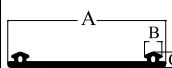
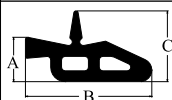
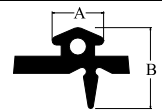

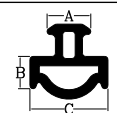
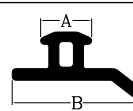
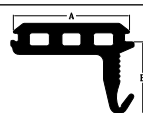
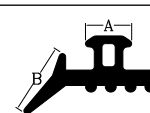
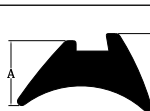
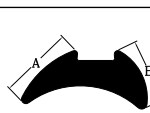


ARTICLE	Ex-Article Nr.	New Article Nr.	Meters per coil	Dimensions		
				A	B	C


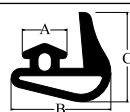
Dimensions work on DIN 7715-E2 scale. Meters per coil tolerance is +%2 to -%1.

	S-VIN-05	5970010	500	4,3	6,9	
	S-VIN-06		20	6,5	4,9	
	S-VIN-07		70	28	14,4	
	S-VIN-08		150	5,6	16,1	
	S-VIN-09		50	6,6	7,1	56,8
	S-VIN-10		100	6,8	9,2	6
	S-VIN-11	5970020	70	28,4	11,7	

ARTICLE	Ex-Article Nr.	New Article Nr.	Meters per coil	Dimensions		
				A	B	C

	B-03		100	54,7	6	5,3
	B-04		150	6,1	17,5	9,8
	B-05		300	6	9,4	
	B-10		40	5,8	40,5	
	S-YUK-02-1	6020002	400	4,2	3,1	7,5
	S-YUK-03-Y	6020005	600	4,2	10,6	
	S-YUK-04-Y	6020010	100	23,2	14,3	
	S-YUK-09	6020025	400	4,2	6,4	
	S-YUK-10	6020090	300	7,5	9	
	S-YUK-11	6020030	300	8,2	7,1	


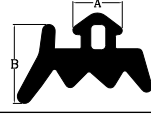
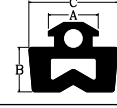
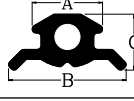
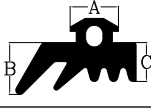

YUGCHERMET

	B-01	6020050	100	5,6	23,2	
	B-02	6020080	200	6	13,4	12

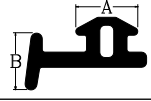

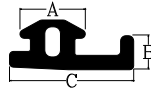


ARTICLE	Ex-Article Nr.	New Article Nr.	Meters per coil	Dimensions		
				A	B	C





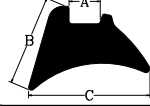
Dimensions work on DIN 7715-E2 scale. Meters per coil tolerance is +%2 to -%1.

	S-YUK-12	6020035	350	7	8,1	
	S-YUK-18	6020045	200	5,9	9,4	
	TGF-01		300	5,6	5	10
	TGF-03		600	5,6	9,3	4,4
	TGF-04	6020055	250	5,6	6	4,5
	TGF-10	6020060	125	5,6	10,5	10,5


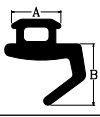

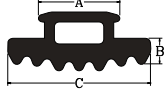
ALDOKS

	ALD-01	5040001	600	4,9	4,5	
	ALD-01-1		500	5,8	4,1	
	ALD-02		600	5	2,6	9,5

ARTICLE	Ex-Article Nr.	New Article Nr.	Meters per coil	Dimensions		
				A	B	C

	ALD-02-2		600	6	2,5	10,2
	ALD-03		200	10	11,8	13,8
	ALD-04		200	9,4	11,4	13,8
	ALD-05		350	6	8,2	
	ALD-06		250	3,2	9,3	12,5

ASAŞ ALM.


	AS-01		450	8,8	3,2	
	AS-02		400	5,8	7,2	
	AS-03		150	6,6	20,9	
	AS-04		300	8,9	2,8	15,6

ARTICLE	Ex- Article Nr.	New Article Nr.	Meters per coil	Dimensions		
				A	B	C


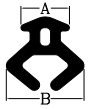


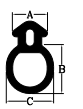

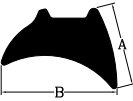
Dimensions work on DIN 7715-E2 scale. Meters per coil tolerance is +%2 to -%1.


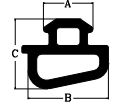

ARTICLE	Ex- Article Nr.	New Article Nr.	Meters per coil	Dimensions		
				A	B	C

ASAŞ ALM.

	AS-05		250	11,5	6,5	
---	-------	--	-----	------	-----	--

SARAY ALM.

	SRY-01	5830005	400	4	6,3	3,8
	SRY-02	5830016	600	4,5	7,2	
	SRY-04	5830021	125	7	18,9	
	SRY-06	5830083	400	8,3	7,9	
	SRY-09	5830043	500	4,9	6,8	6,6
	SRY-10	5830048	300	7,3	8	
	SRY-11	5830055	300	8,4	11,8	

	SRY-21	5830072	75	5,2	52	
	SRY-22	5830080	150	8	13	11,3
	SRY-23		75	8	12	15

VARIOUS PROFILES

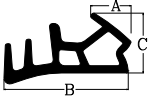

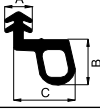

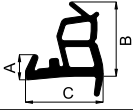
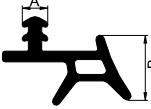
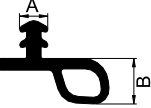
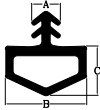
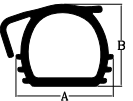


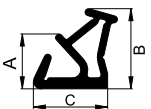
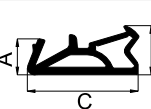
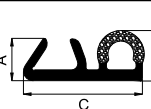

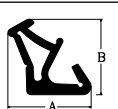
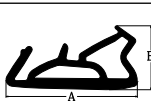


ARTICLE	Ex-Article Nr.	New Article Nr.	Meters per coil	Dimensions		
				A	B	C

ARTICLE	Ex-Article Nr.	New Article Nr.	Meters per coil	Dimensions		
				A	B	C

Dimensions work on DIN 7715-E2 scale. Meters per coil tolerance is +%2 to -%1.

WOODEN WINDOW & DOOR SYSTEMS

	443F	5270005	250	5,5	17	8,2							
	AMER-01	7020001	125	4,3	5,7	10,6							
	ADOF-01		225	4,6	7,6	10,3							
	ATEK-02	4010001	200	3,3	8,6								
	ATEK-05	4010005	150	4,3	12,8	13,4							
	AYSAN-01	4040001	175	3,3	8,5								
	AYSAN-02	4040005	225	3,3	5,4								
	BAL-10	4050010	300	4,2	11,8	7,1							
	BAL-12		125	17,4	14,7								
	BOR-01	3050010	150	5,4	6,8	19,6							
	BOR-03	3050001	150	5,3	7,6	19,5							
	DVNT-01		200	5,5	8	7,4							
	DVNT-02		500	5,6	7,7	17,4							
	FTS-01		150	6,7	8	8,8							
	GOK-01		200	4,2	5,7								
	SLN-01		500	9,2	8,3								
	SLN-02		200	17,8	8,7								

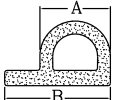
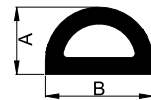
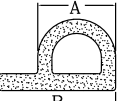
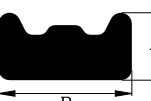
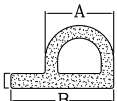

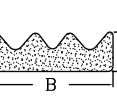
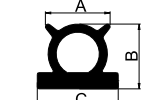
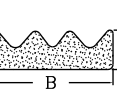
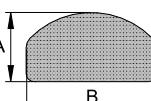
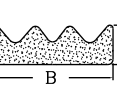
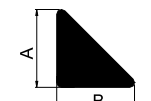
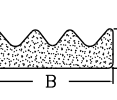
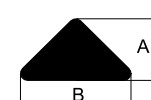
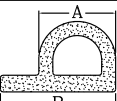
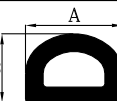


ARTICLE	Ex-Article Nr.	New Article Nr.	Meters per coil	Dimensions		
				A	B	C

ARTICLE	Ex-Article Nr.	New Article Nr.	Meters per coil	Dimensions		
				A	B	C

Dimensions work on DIN 7715-E2 scale. Meters per coil tolerance is +%2 to -%1.

SELF-ADHESIVE GASKETS

	BNT-01 (Black)	3030001	100	6	9			DRM-01	3090001	100	5	8	
	BNT-02 (Grey)		100	6	9			GOK-02		150	4,9	9,7	
	BNT-03 (White)	3030005	100	6	9	1,3		MEGA-06	4230005	200	4	15	
	BNT-04 (White)		200	3,1	9,5			S-TEB-01	3260001	50	12	12	15
	BNT-05 (Black)	3030010	200	3,1	9,5			S-TEB-03-2	3260010	500	4,3	8,1	
	BNT-06 (Grey)		200	3,1	9,5			S-TEB-05	3260015	100	13	13	
	BNT-07 (Brown)	3030015	200	3,1	9,5			S-TEB-06		100	8,8	15,8	
	BNT-08 (Brown)	3030020	100	6	9								
	CEKA-06		75	13,8	9,7								







ARTICLE	Ex- Article Nr.	New Article Nr.	Meters per coil	Dimensions		
				A	B	C

ARTICLE	Ex- Article Nr.	New Article Nr.	Meters per coil	Dimensions		
				A	B	C

Dimensions work on DIN 7715-E2 scale. Meters per coil tolerance is +%2 to -%1.

FLY-SCREEN GASKETS

	ORC-04	5870001	100	5	1,6	
	BRK-01		100	5,9	2,4	

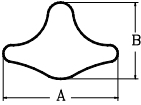
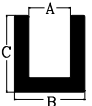


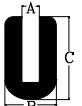
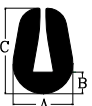
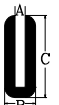
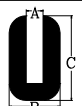
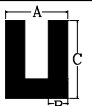
	SSC-03		100	6		
	SSC-05		100	8		





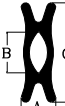
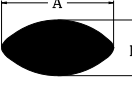
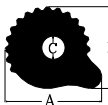

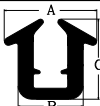
ARTICLE	Ex-Article Nr.	New Article Nr.	Meters per coil	Dimensions		
				A	B	C

ARTICLE	Ex-Article Nr.	New Article Nr.	Meters per coil	Dimensions		
				A	B	C

Dimensions work on DIN 7715-E2 scale. Meters per coil tolerance is +%2 to -%1.

INDUSTRIAL PROFILES

	220A 65 ZW		200	9	6	
	222 B 115	5240001	250	8,1	13,7	14,9
	222 B 411	5240045	400	3,5	8	
	222 B 815	5240075	400	5,4	8,6	
	222 B 823	5240090	350	3	9	14,5
	222 B 826	5240095	300	11,6	4,2	16,6
	222 B 407	5240040	200	1	3	8
	222 B 818	5240080	150	2	6	10
	222 B 228	5240025	200	8	2,5	10

	222 B 113	5240015	400	3	12	14,8
	B 802		125	1	4	4
	B 821		400	2	6	12
	DNS-03		75	5	13	28
	DNS-05	5310001	75	11,5	13,5	33
	DNS-07		150	14,5	7,2	
	DNS-09		150	13,6	11,5	7
	LSI-01	5520001	400	12,8	1,7	6,2
	LSI-05		200	13,4	9,5	11,6

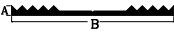
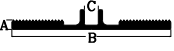
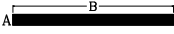



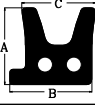
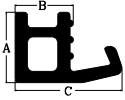
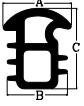
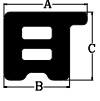
ARTICLE	Ex-Article Nr.	New Article Nr.	Meters per coil	Dimensions		
				A	B	C

ARTICLE	Ex-Article Nr.	New Article Nr.	Meters per coil	Dimensions		
				A	B	C

Dimensions work on DIN 7715-E2 scale. Meters per coil tolerance is +%2 to -%1.

INDUSTRIAL PROFILES

	PSP-102	5770001	70	3,5	60	
	PSP-103	5770010	50	3,5	60	5,2
	PSP-104	5770020	150	2	30	
	BAL-04	4050001	100	15	14,4	18,4

	BAL-07	4050005	175	15,6	16,7	15
	BAL-05-1		100	15,1	12,5	23
	BAL-02		150	13,6	12	16
	BAL-09	4050040	150	15,6	13	13,5

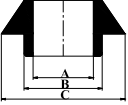
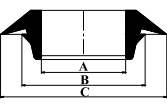
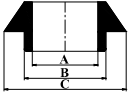
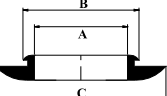
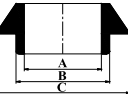
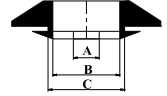
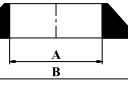
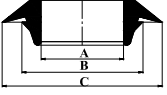
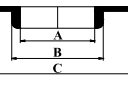
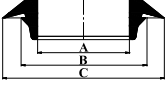
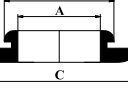
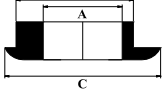
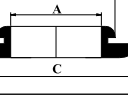
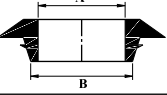
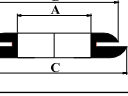

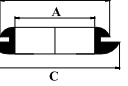



ARTICLE	Ex- Article Nr.	New Article Nr.	Dimensions			
			A	B	C	D

ARTICLE	Ex- Article Nr.	New Article Nr.	Dimensions			
			A	B	C	D

Dimensions work on DIN 7715-E2 scale. Meters per coil tolerance is +%2 to -%1.

MOULDED PRODUCTS

	SC-001	8020001	21,6	28,1	44,5	-		SC-010	8020080	28,6	41,2	57	-
	SC-002	8020010	26,6	33	48,5	-		SC-012		29,5	37	56	-
	SC-003	8020020	30,7	37	53,5	-		SC-013	8020100	10,3	26,5	30,2	59
	SC-004	8020030	27	48,5	-	-		SC-014	8020110	29,7	43,5	57,2	-
	SC-005	8020040	26	32	58	-		SC-015		36	49	63,1	-
	SC-006	8020050	26,5	35	52	-		SC-016		29,5	43,6	58,5	-
	SC-007	8020060	29,5	37	55	-		SC-017	8020120	29	34	-	-
	SC-008	8020070	29,7	50,5	58	-		SC-018		32	27	12	-
	SC-009		29,5	41,5	49	-		SC-019	8020130	24,2	30,5	-	-

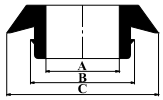

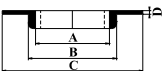

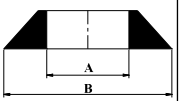
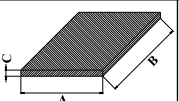
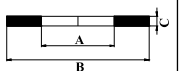
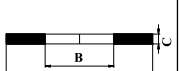
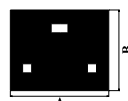


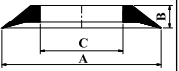
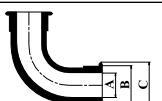

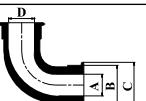
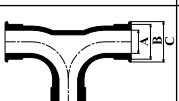
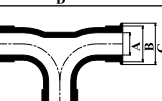
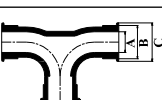
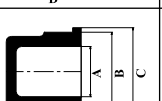
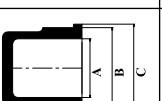
ARTICLE	Ex- Article Nr.	New Article Nr.	Dimensions			
			A	B	C	D

ARTICLE	Ex- Article Nr.	New Article Nr.	Dimensions			
			A	B	C	D

Dimensions work on DIN 7715-E2 scale. Meters per coil tolerance is +%2 to -%1.

MOULDED PRODUCTS

	SC-020	8020140	21,4	31	44	-
	SC-022		45	40	17	22
	SC-023	8020170	31	36	59	1,05
	SC-025		37	32	15	20
	SC-030	8020200	21,5	44	-	-
	SC-031		400	400	2,8	-
	SC-032	8020211	25,1	49	3,3	-
	SC-033	8020220	21	45	3	-
	SC-035	8020240	163	135,5	-	-

	SC-036	8020250	57,5	9	30	-
	SD-001		24	38,5	47,5	-
	SD-003	8030010	47,5	62	66,5	-
	SD-005	8030030	19,2	37,2	43,4	23,8
	ST-001	8070001	24,4	38,8	45,7	19,7
	ST-002		24	39	45,5	-
	ST-003		24,2	38,7	46	30,1
	SK-001	8060001	24,5	37,6	41,5	-
	SK-002	8060010	28	38	42	-

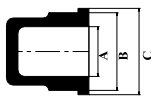
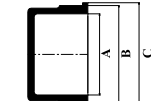
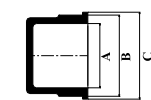
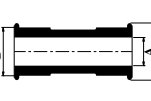



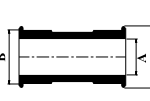

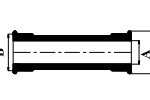

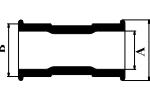
ARTICLE	Ex- Article Nr.	New Article Nr.	Dimensions			
			A	B	C	D

ARTICLE	Ex- Article Nr.	New Article Nr.	Dimensions			
			A	B	C	D

Dimensions work on DIN 7715-E2 scale. Meters per coil tolerance is +%2 to -%1.

MOULDED PRODUCTS

	SK-003	8060020	19	29,5	32,5	-
	SK-004	8060030	62	74	79	-
	SK-005	8060040	48,5	61	65	-
	SM-001		18,9	33,9	36,5	-
	SM-002		24,1	38,7	42,1	-

	SM-003		27,5	42	46,3	-
	SM-004	8080010	47,5	61,7	66,4	-
	SM-008	8080050	24,7	38,8	42,8	-
	SM-011	8080061	24,5	36,6	42	-
	SM-012	8080070	28,5	39,6	45,5	-



ARTICLE

Ex-Article Nr.

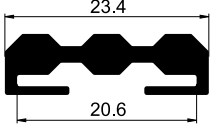
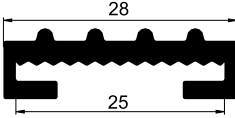
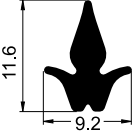
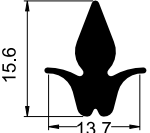

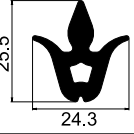
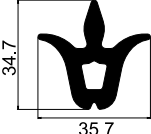
New Article Nr.

Article Name

meters / pieces
per coil

Dimensions work on DIN 7715-E2 scale. Meters per coil tolerance is +%2 to -%1.

VARIOUS PRODUCTS

	K01-B267	6720001	PIPE COLLAR SEAL	150 meters
	K02-B297	6720010	PIPE COLLAR SEAL	125 meters
	PAK-ID-100 KORIGE	3380001	STRUCTURE WALL-PIPE SEAL	500 pieces
	PAK-ID-150 KORIGE	3380005	STRUCTURE WALL-PIPE SEAL	500 pieces
	PAK-ID-200 KORIGE	3380010	STRUCTURE WALL-PIPE SEAL	150 pieces
	PAK-ID-250 KORIGE	3380015	STRUCTURE WALL-PIPE SEAL	125 pieces
	PAK-ID-300 KORIGE	3380030	STRUCTURE WALL-PIPE SEAL	60 pieces

34

**SEÇİL**PLASTIC & RUBBER INDUSTRY AND TRADING LTD.
www.seciltr.com

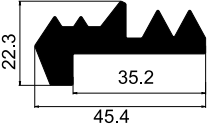
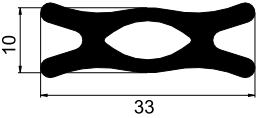
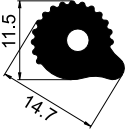

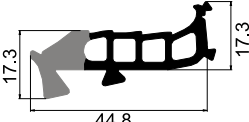

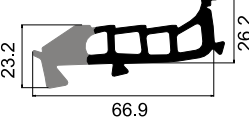
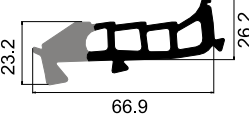
ARTICLE	Ex-Article Nr.	New Article Nr.	Article Name	meters / pieces per coil
---------	----------------	-----------------	--------------	--------------------------

Dimensions work on DIN 7715-E2 scale. Meters per coil tolerance is +%2 to -%1.

	PAK-ID-350 SN-4 KORIGE	3380035	STRUCTURE WALL-PIPE SEAL	60 pieces
	PAK-ID-350 SN-8 KORIGE	3380045	STRUCTURE WALL-PIPE SEAL	50 pieces
	PAK-ID-400 SN-4 KORIGE	3380040	STRUCTURE WALL-PIPE SEAL	30 pieces
	PAK-ID-400 SN-8 KORIGE	3380020	STRUCTURE WALL-PIPE SEAL	30 pieces
	PAK-ID-500 SN-8 KORIGE	3380025	STRUCTURE WALL-PIPE SEAL	15 pieces
	PAK-ID-600 SN-2 KORIGE	3380060	STRUCTURE WALL-PIPE SEAL	15 pieces
	PAK-ID-800 SN-2 KORIGE	3380050	STRUCTURE WALL-PIPE SEAL	10 pieces
	PAK-ID-1000 SN-2 KORIGE	3380055	STRUCTURE WALL-PIPE SEAL	5 pieces

ARTICLE	Ex-Article Nr.	New Article Nr.	Article Name	meters / pieces per coil
---------	----------------	-----------------	--------------	--------------------------

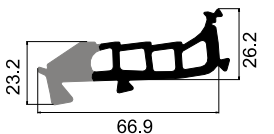
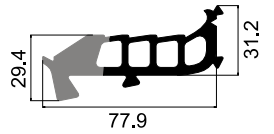



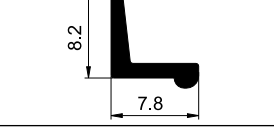
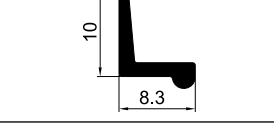
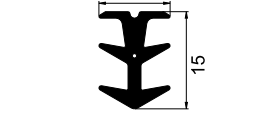
Dimensions work on DIN 7715-E2 scale. Meters per coil tolerance is +%2 to -%1.

	LKS-14-1	5310010	CONCRETE PIPE SEAL	50 meters
	DNS-05	5310001	CONCRETE PIPE SEAL	75 meters
	DNS-09	5310020	CONCRETE PIPE SEAL	150 meters
	DN-150	3110001	CONCRETE PIPE SEAL	140 pieces
	DN-200	3110005	CONCRETE PIPE SEAL	110 pieces
	DN-300	3110010	CONCRETE PIPE SEAL	48 pieces
	DN-400	3110015	CONCRETE PIPE SEAL	36 pieces
	DN-500	3110020	CONCRETE PIPE SEAL	28 pieces



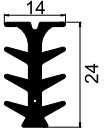
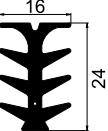
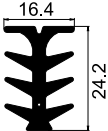
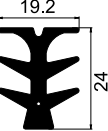

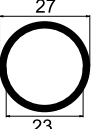
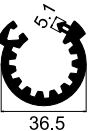
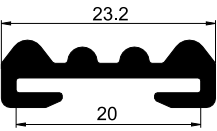
ARTICLE	Ex-Article Nr.	New Article Nr.	Article Name	meters / pieces per coil
---------	----------------	-----------------	--------------	--------------------------

Dimensions work on DIN 7715-E2 scale. Meters per coil tolerance is +%2 to -%1.

	DN-600	3110025	CONCRETE PIPE SEAL	21 pieces
	DN-800	3110030	CONCRETE PIPE SEAL	12 pieces
	DN-1000	3110035	CONCRETE PIPE SEAL	12 pieces
	DN-1200	3110040	CONCRETE PIPE SEAL	8 pieces
	LSI-01-A	5520020	VENTILATION GASKET	400 meters
	LAM-03	6170001	VENTILATION GASKET	550 meters
	LAM-07	6170020	VENTILATION GASKET	400 meters
	S-F-6	6400001	PREFORMED FILLER PROFILE	200 meters

ARTICLE	Ex-Article Nr.	New Article Nr.	Article Name	meters / pieces per coil
---------	----------------	-----------------	--------------	--------------------------

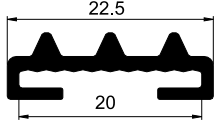



Dimensions work on DIN 7715-E2 scale. Meters per coil tolerance is +%2 to -%1.

	S-F-8	6400010	PREFORMED FILLER PROFILE	100 meters
	S-F-10	6400020	PREFORMED FILLER PROFILE	75 meters
	S-F-10-C	6400021	PREFORMED FILLER PROFILE	75 meters
	S-F-12	6400030	PREFORMED FILLER PROFILE	65 meters
	S-F-15	6400040	PREFORMED FILLER PROFILE	65 meters
	8P7-827-976-A		HOSE GASKET	50 meters
	NEW SEAL		CABLE MANAGEMENT GASKET	
	BAYKAN-01	3040001	PIPE COLLAR SEAL	125 meters



ARTICLE	Ex-Article Nr.	New Article Nr.	Article Name	meters / pieces per coil
---------	----------------	-----------------	--------------	--------------------------

Dimensions work on DIN 7715-E2 scale. Meters per coil tolerance is +%2 to -%1.

	BAYKAN-03	3040005	PIPE COLLAR SEAL	175 meters
	BAYKAN-04	3040010	PIPE COLLAR SEAL	125 meters
	A-2-SAD	5720001	HOSE GASKET	
	S-CHN-01	5720030	HOSE GASKET	300 meters